

Scaled data based on original data using
LM-79-08 Approved Method: Electrical and Photometric Measurements of Solid-
State Lighting Products

Test Report Prepared for
Cooper Lighting Solutions
(formerly Eaton)

Brand: INVUE

Report Number: P401284

Luminaire Tested: **ENT-SA1C-730-U-T4FT**

Issue Date: 5/20/2020

Test Information

Test Method: LM-79-08
Report Number: P401284
TEST IS SCALED FROM IESNA LM-79-08 TEST DATA (G1-2004-754-15)
Test Lab: INNOVATION CENTER
Issue Date: 5/20/2020
Manufacturer: COOPER LIGHTING SOLUTIONS (FORMERLY EATON)
Product Line: INVUE
Catalog Number: ENT-SA1C-730-U-T4FT
Description: ENTRI LED LUMINAIRE
(1) 70 CRI, 3000K, 615mA LIGHTSQUARE WITH 16 LEDS AND TYPE IV FORWARD
THROW OPTICS
Light Source: -
Ballast/Driver: ELECTRONIC DRIVER

Summary

Lumens per Lamp: N/A
Luminaire Lumens: 3933 lumens
Efficiency: N/A
Efficacy: 118.1 lumens/watt
Luminous Opening: Rectangular (W 0.5' x L: 0.5' x H: 0')
IES Classification: Type IV - Short - Non-Cutoff
BUG Rating: B1 - U0 - G1

Input Watts (W): 33.3
Input Voltage (V): NR
Input Current (Ain): NR
Voltage Rise (V): NR
Power Factor: NR
Total Harmonic Distortion (THDi): NR
Frequency (hertz): 60
Stabilization Time: NR
Operation Time: NR
Ambient Temperature (°C): NR
Test Distance: 25 FT

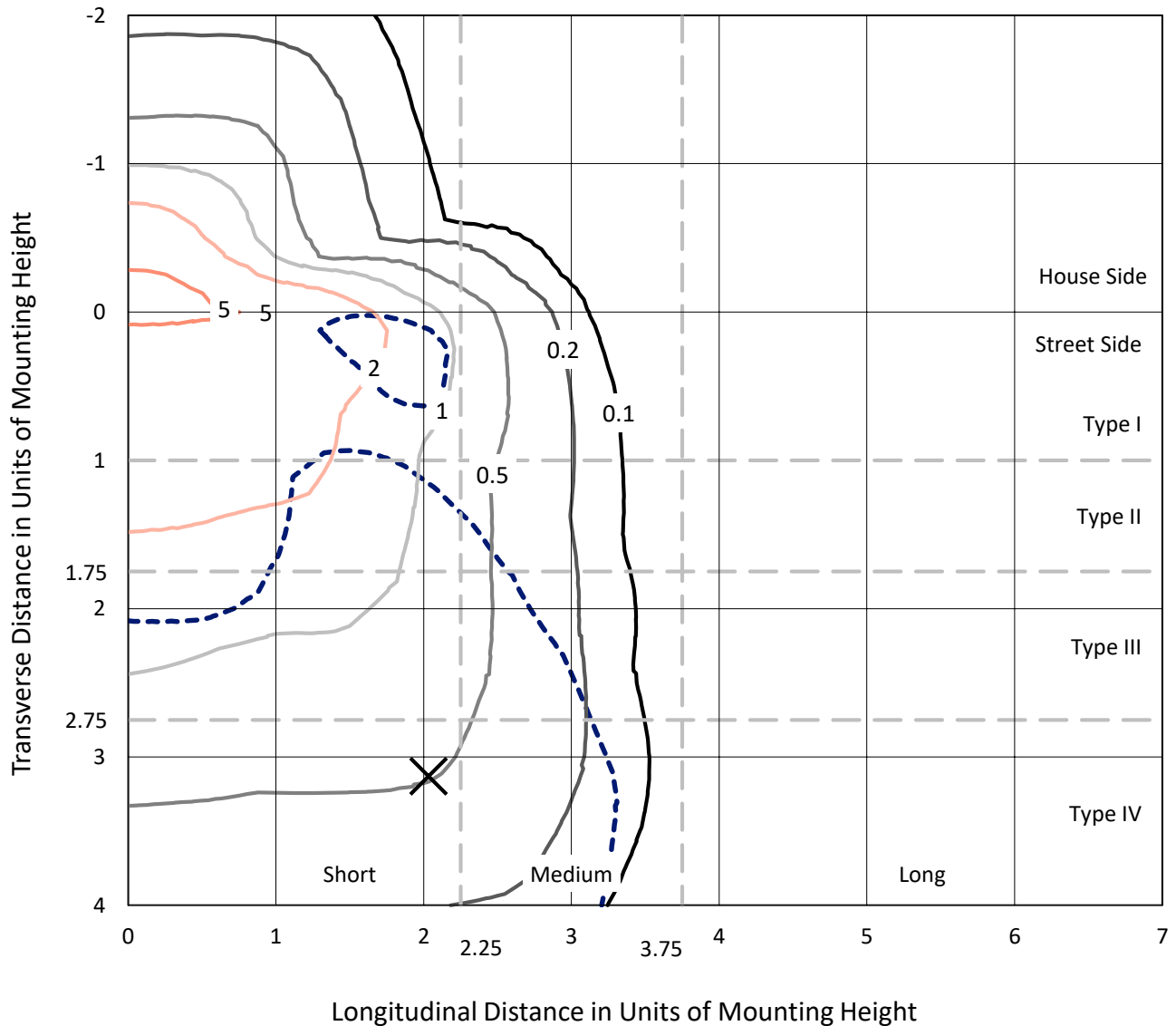


REPORT NUMBER: P401284

CATALOG NUMBER: ENT-SA1C-730-U-T4FT

Iso-Footcandle Lines of Horizontal Illumination

× Max cd
 - - - 1/2 Max cd

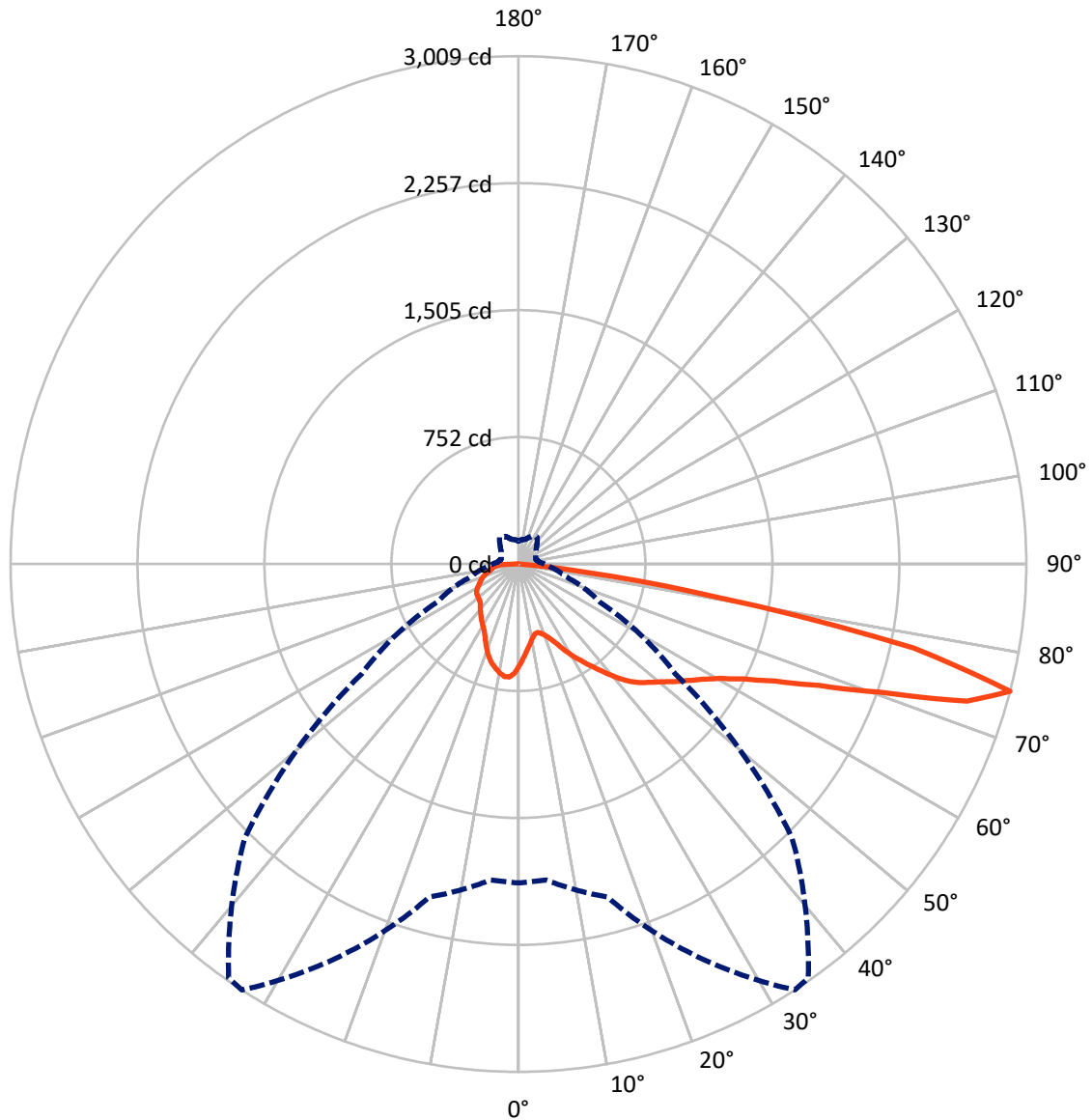


Based on 10 foot mounting height. Maximum calculated value = 6.4 fc
 Type IV - Short - Non-Cutoff

REPORT NUMBER: P401284

CATALOG NUMBER: ENT-SA1C-730-U-T4FT

Luminous Intensity Polar Plot



— Vertical Plane Through 33-Deg Lateral - - - Horizontal Cone Through 75-Deg Vertical

REPORT NUMBER: P401284

CATALOG NUMBER: ENT-SA1C-730-U-T4FT

FLUX DISTRIBUTION:

		Downward	Upward	Total
House Side	Lumens	955.4	0.0	955.4
	% Fixture	24.3	0.0	24.3
Street Side	Lumens	2977.6	0.0	2977.6
	% Fixture	75.7	0.0	75.7
Total	Lumens	3933.0	0.0	3933.0
	% Fixture	100.0	0.0	100.0

Coefficient of Utilization

ZONAL LUMENS:

Zone	Lumens	% Fixture
0°-10°	56.3	1.4
10°-20°	158.4	4.0
20°-30°	263.3	6.7
30°-40°	392.8	10.0
40°-50°	548.7	14.0
50°-60°	732.4	18.6
60°-70°	908.2	23.1
70°-80°	785.2	20.0
80°-90°	87.8	2.2
90°-100°	0.0	0.0
100°-110°	0.0	0.0
110°-120°	0.0	0.0
120°-130°	0.0	0.0
130°-140°	0.0	0.0
140°-150°	0.0	0.0
150°-160°	0.0	0.0
160°-170°	0.0	0.0
170°-180°	0.0	0.0
0°-90°	3933.0	100.0
0°-180°	3933.0	100.0



REPORT NUMBER: P401284

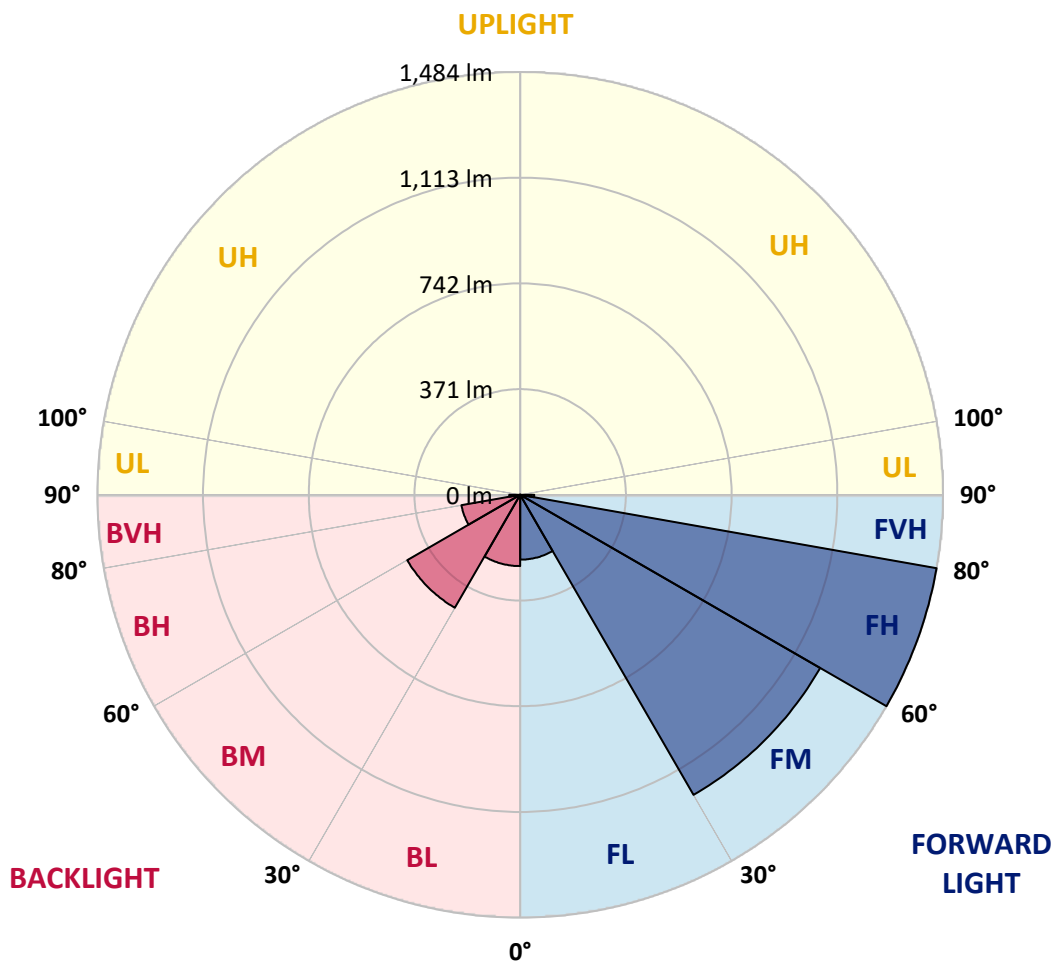
CATALOG NUMBER: ENT-SA1C-730-U-T4FT

LUMINAIRE CLASSIFICATION SYSTEM LUMEN TABLE AND BUG RATING:

Zone	Lumens	% Fixture	Zone Rating/Lumen Limit		
			B	U	G
FL (0°-30°)	227.7	5.8			
FM (30°-60°)	1216.1	30.9			
FH (60°-80°)	1484.1	37.7			G1/1800
FVH (80°-90°)	49.6	1.3			G1/100
BL (0°-30°)	250.2	6.4	B1/500		
BM (30°-60°)	457.8	11.6	B1/1000		
BH (60°-80°)	209.2	5.3	B1/500		G1/500
BVH (80°-90°)	38.2	1.0			G1/100
UL (90°-100°)	0.0	0.0		U0/0	
UH (100°-180°)	0.0	0.0		U0/0	

BUG Rating: B1-U0-G1

Type IV Short





REPORT NUMBER: P401284

CATALOG NUMBER: ENT-SA1C-730-U-T4FT

CANDELA DISTRIBUTION (FULL):

	0°	5°	15°	25°	33°	35°	45°	55°	65°	75°	85°
0°	602.7	602.7	602.7	602.7	602.7	602.7	602.7	602.7	602.7	602.7	602.7
2.5°	546.6	547.8	551.3	555.4	557.7	557.7	564.1	571.7	581.0	589.2	598.0
5°	501.0	502.8	505.7	511.0	517.4	518.6	531.4	544.8	561.8	579.9	597.4
7.5°	456.1	459.6	465.4	472.4	482.4	484.7	502.8	520.9	544.3	571.7	600.3
10°	421.6	424.0	426.9	436.8	449.1	453.2	477.1	499.9	532.0	565.9	603.8
12.5°	412.3	412.3	412.3	417.0	426.9	430.4	455.5	484.7	520.9	561.8	609.1
15°	425.7	425.1	418.7	415.2	421.0	424.0	445.6	474.2	515.1	562.9	619.0
17.5°	456.1	454.3	439.1	427.5	431.6	433.3	447.3	471.8	513.3	567.6	633.6
20°	495.8	491.7	468.3	450.8	450.2	451.4	461.9	478.9	516.2	575.8	649.4
22.5°	548.3	546.0	511.6	484.7	480.0	480.0	484.7	495.2	523.8	585.1	671.0
25°	616.1	609.7	568.2	532.0	521.5	518.6	518.0	518.0	537.2	599.1	697.8
27.5°	685.6	678.0	635.9	586.9	572.9	567.6	558.3	551.3	554.8	614.3	730.0
30°	748.1	737.5	701.9	651.1	630.1	621.9	605.0	590.4	581.0	635.4	772.6
32.5°	782.5	778.4	753.9	707.8	683.8	680.3	652.3	633.0	616.7	662.8	829.8
35°	828.6	823.4	807.6	769.7	741.1	732.3	711.3	688.5	662.2	699.6	902.2
37.5°	871.3	868.4	862.5	836.2	805.9	797.1	777.8	753.9	718.3	753.9	983.4
40°	914.5	911.0	908.7	899.3	877.7	871.9	862.5	834.5	786.6	813.5	1063.4
42.5°	977.6	970.0	945.4	944.9	946.6	951.3	951.9	920.9	861.4	887.6	1133.5
45°	1059.9	1038.9	984.0	982.2	1002.7	1014.9	1044.7	1018.4	939.0	963.5	1211.7
47.5°	1101.9	1080.3	1023.7	1020.2	1047.1	1065.2	1138.7	1113.0	1019.6	1048.8	1292.9
50°	1122.4	1108.4	1058.7	1069.8	1097.3	1114.8	1228.1	1207.6	1103.1	1141.1	1395.1
52.5°	1151.0	1127.6	1092.6	1116.0	1156.8	1174.9	1308.1	1304.6	1173.8	1241.5	1507.2
55°	1141.1	1128.8	1135.2	1166.8	1218.2	1245.0	1388.7	1388.7	1245.6	1349.0	1618.2
57.5°	1149.2	1141.1	1194.2	1222.2	1287.1	1325.6	1485.6	1459.9	1306.3	1438.9	1692.9
60°	1218.7	1195.4	1236.8	1292.3	1375.8	1413.2	1596.6	1534.7	1356.0	1516.6	1706.4
62.5°	1341.4	1322.7	1326.8	1390.4	1498.5	1541.7	1706.4	1600.7	1389.3	1549.3	1656.1
65°	1544.6	1535.8	1485.6	1524.2	1673.1	1712.2	1843.6	1657.9	1379.9	1524.7	1523.6
67.5°	1817.9	1782.8	1715.1	1749.6	1921.2	1961.0	2008.8	1679.5	1319.2	1378.2	1224.6
70°	2044.5	2015.3	1984.3	2074.8	2272.2	2293.8	2181.1	1659.0	1171.4	1078.6	821.1
72.5°	2188.7	2167.7	2196.3	2462.6	2778.5	2737.6	2351.0	1516.0	913.9	660.5	410.5
75°	1889.1	1879.2	2042.7	2582.9	3009.2	2994.0	2292.1	1134.6	530.2	290.8	186.9
77.5°	950.1	1058.1	1230.4	1832.5	2394.3	2397.2	1670.1	545.4	223.1	162.9	128.5
80°	267.5	271.0	410.5	755.7	1195.4	1273.6	631.9	185.1	127.3	121.5	95.8
82.5°	63.7	59.0	105.1	223.7	401.2	417.5	189.8	66.6	71.2	75.9	59.0
85°	0.6	0.6	0.6	0.6	0.6	1.2	7.0	7.0	16.9	21.6	16.9
87.5°	0.0	0.0	0.0	0.6	0.6	0.6	0.0	0.0	0.0	0.0	0.0
90°	0.0	0.0	0.0	0.0	0.0	0.0	0.0	0.0	0.0	0.0	0.0



REPORT NUMBER: P401284

CATALOG NUMBER: ENT-SA1C-730-U-T4FT

CANDELA DISTRIBUTION (continued):

	90°	95°	105°	115°	125°	135°	145°	155°	165°	175°	180°
0°	602.7	602.7	602.7	602.7	602.7	602.7	602.7	602.7	602.7	602.7	602.7
2.5°	602.1	607.9	617.3	625.4	632.4	637.7	645.9	647.0	649.4	650.5	651.7
5°	607.3	618.4	635.9	651.1	661.6	664.6	671.6	671.0	671.6	671.6	671.0
7.5°	614.3	629.5	654.0	671.0	676.8	675.1	673.3	666.9	661.6	659.3	656.4
10°	623.1	640.6	669.2	681.5	678.6	669.2	658.1	646.5	637.1	632.4	631.3
12.5°	631.9	654.6	681.5	685.0	673.3	656.4	637.7	624.8	612.6	606.2	606.2
15°	646.5	671.6	691.4	684.4	663.4	641.8	616.1	598.6	584.6	575.8	575.2
17.5°	664.0	690.8	701.9	681.5	651.1	620.8	589.8	567.0	548.9	540.2	534.9
20°	685.6	710.7	707.2	672.1	633.0	595.6	557.1	529.7	511.0	501.6	499.9
22.5°	710.1	731.1	708.9	657.0	608.5	560.6	518.6	491.1	478.9	471.8	472.4
25°	739.9	756.2	709.5	638.9	573.5	514.5	477.7	464.8	463.1	460.2	461.3
27.5°	777.3	782.5	707.2	614.3	528.5	466.0	444.4	449.7	454.3	452.6	453.7
30°	821.6	814.0	701.9	578.7	473.0	421.6	422.8	434.5	440.9	439.1	439.7
32.5°	873.6	845.6	692.0	535.5	420.5	394.8	404.1	415.8	422.2	422.2	422.8
35°	932.0	883.5	672.7	479.4	383.7	378.4	386.6	395.9	400.0	397.7	399.4
37.5°	993.3	916.2	641.8	417.0	356.2	365.6	370.2	372.6	372.0	368.5	366.7
40°	1050.6	941.9	586.3	355.1	333.4	352.1	354.5	348.0	340.5	334.0	329.9
42.5°	1094.4	955.4	509.2	310.1	311.8	336.9	338.7	325.9	311.3	301.3	299.0
45°	1139.3	960.0	432.7	273.9	288.5	321.8	326.4	308.9	289.1	277.4	275.6
47.5°	1190.7	971.7	357.4	248.8	268.6	311.3	318.8	297.2	275.0	257.5	254.6
50°	1259.6	993.9	300.7	229.5	254.6	306.0	316.5	287.9	259.9	240.6	238.3
52.5°	1347.2	1026.6	248.2	214.3	243.5	297.8	313.0	278.6	248.8	225.4	221.9
55°	1422.5	1038.9	214.3	201.5	231.8	287.9	310.1	275.0	236.5	210.2	206.1
57.5°	1457.0	1003.8	190.4	188.6	219.6	275.6	304.2	263.4	223.1	202.6	199.1
60°	1441.2	916.8	172.3	176.9	205.6	259.9	289.1	251.7	213.7	196.8	193.3
62.5°	1371.2	816.4	158.8	165.8	189.8	240.0	271.5	241.2	205.6	190.4	185.7
65°	1247.9	706.0	148.9	155.9	175.8	220.7	257.5	228.9	196.2	181.0	176.9
67.5°	1018.4	561.8	138.4	146.0	164.1	205.0	244.7	219.0	185.7	175.8	172.3
70°	673.9	377.8	128.5	136.1	152.4	189.8	231.3	208.5	175.8	169.4	164.7
72.5°	309.5	203.2	118.0	125.6	139.0	172.9	214.3	192.7	162.3	158.3	151.2
75°	153.0	125.0	105.1	112.1	122.6	152.4	194.5	179.3	150.1	143.1	134.9
77.5°	111.5	93.4	90.5	97.5	106.3	134.9	173.4	165.3	137.8	127.9	123.2
80°	82.9	72.4	75.9	82.9	91.1	122.0	162.3	154.8	127.3	117.4	113.9
82.5°	50.8	48.5	58.4	66.6	76.5	112.1	154.8	141.3	114.5	105.1	101.0
85°	14.6	17.5	29.8	43.2	54.3	90.5	144.2	123.8	96.4	80.6	77.7
87.5°	0.0	1.8	9.3	19.9	32.1	60.1	111.0	96.9	73.6	59.6	57.2
90°	0.0	0.0	0.0	0.0	0.0	0.0	0.0	0.0	0.0	0.0	0.0

(END OF REPORT)